

EBSCOhost Mobile



Search for articles from your mobile device!

The new EBSCOhost® Mobile™ application is tailor-made for the smaller screens of mobile devices, and offers the most important EBSCOhost® features and functionality right in the palm of your hand.

EBSCOhost® Mobile™ has the following features available:

- Basic Searching
- HTML and PDF full text
- Search options and Limiters
 - Email Articles
 - Preferences

Designed to work with most popular smartphones and other portable devices that can access the internet such as the following:

Blackberry * Dell Axiom * iPhone * iPad * Palm 750 * Android

Requires a user name and password. Sign up for the database passwords at the Library Reference Desk or access a copy of the database passwords via Blackboard. On the main course page, look for GWC Library Remote Access Databases under “Campus Bookmarks.”

What is EBSCOhost® Mobile™ ?

EBSCOhost® Mobile™ allows users to use simplified search interface to find full-text articles from scholarly journals, magazines & newspapers on any web-enabled device.

Mobile searching highlights

- HTML and PDF Full Text is viewable.
- Search options include:
 - Search modes (Boolean/Phrase, Find all search terms, Find any search term, SmartText Searching)
 - Limit your results (full-text, references, peer reviewed, publication search, date published, document type search, number of page search, cover story and PDF search), searching using field codes and image searching.
- Email article function (no print, save or folder functions are available.)

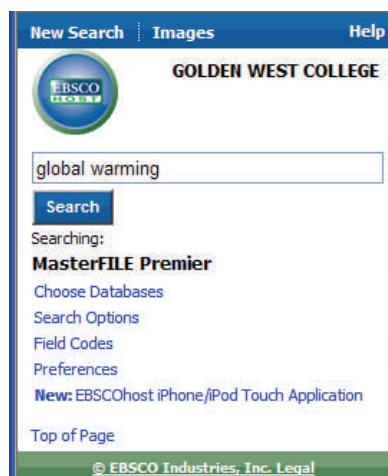
Getting Started

- To access Requires a user name and password. Sign up for the database passwords at the Library Reference Desk or access a copy of the database passwords via Blackboard. On the main course page, look for GWC Library Remote Access Databases under “Campus Bookmarks.”
- Go to <http://www.goldenwestcollege.edu/library/databases.html> and click on “EBSCOHost Mobile Interface.”

Basic Searching -

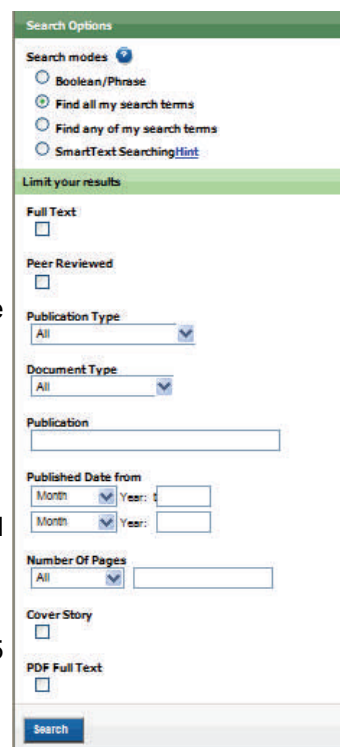
Type your search term into the Find field and click on the Search button.

Enter a keyword or phrase to search, and click the Search button.

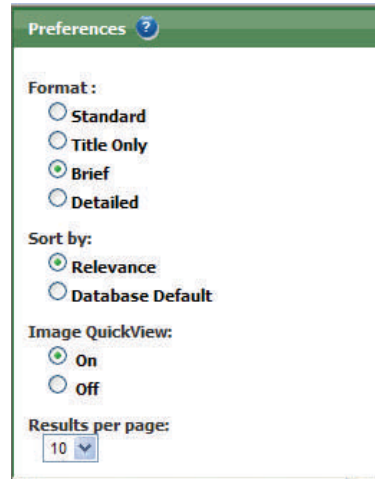


Search Options

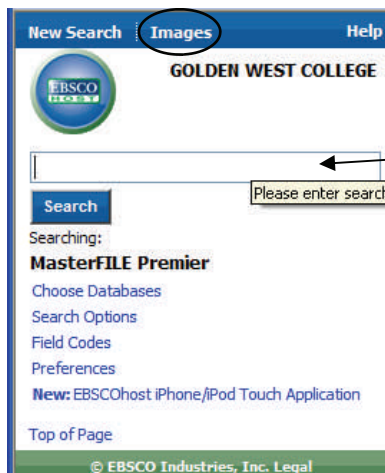
- Full Text – Click to limit results to articles with full text.
- Peer Reviewed – Limits search results to articles from peer-reviewed journals. Peer-reviewed journals are publications that include only those articles that have been reviewed and/or qualified by a selected panel of acknowledged experts in the field of study covered by the journal.
- Publication - Enter a journal/magazine name in this field to limit results to articles only from that title.
- Published Date – Use this option to search for articles within a specified date range. Create a range by using the drop-down lists to specify the months of the range and enter the last four digits of the year in the entry fields to specify the years of the range.
- Cover Story – Click to limit results to articles that were featured as cover stories.
- Number of Pages – Enter a number in this field to limit results to a specific number of pages in length. Place the < (less than) or > (greater than) symbol before the number to search for articles with a specific page length range. For example: to search for articles that are greater than three pages in length, enter >3 in this field. You can also use a dash to enter a range of pages. For example, to find articles between five and ten pages long, enter 5 - 10.



- **Field Codes** - A field code is used in a query to limit a search term to information contained in the specified field of a database reference (or record). For example, the field code AU can be used to limit retrieval to the data contained in the Author field of a reference.
 - TX All Text
 - AU Author
 - TI Title
 - SU Subject Terms
 - GE Geographic Terms
 - AB Abstract or Author-Supplied Abstract
 - SO Journal name
- **Preferences** allow for the user to set defaults for:
 - Format of their search results (standard, title only, brief, detailed)
 - How search results are sorted
 - Whether Image Quick View is displayed



- **Images Collection**
 - From the home screen, select Images located at the top of the page.



For example, you can search for images on “wildfire” or “Woodrow Wilson”.