



GWC Home

Registration

Financial Aid

Degree Works

My Records

Employee Information

Faculty Information

Quick Links <

Registration

Golden West College / **Registration**

Step 1: from the Registration tab under Registration Tools select Add or Drop Classes

Registration Tools

- Registration Status & Checklist (SAVE TIME! Complete your checklist now.)
- Look Up Classes
- Add or Drop Classes
- Pay My Fees
- Schedule Planner

How To Register

Priority Registration

[View My Eligibility](#)

[Priority Registration Information](#)

Books and Materials

Click assigned book list to see your books for the semester.

My Courses - Canvas

Please click the Canvas link below to view your enrolled classes:



[Canvas / Online Learning System](#)

Other Student Resources

- W-9S, Request for Student's or Borrower's Taxpayer Identification Number Form
- Social Security Number Verification



Registration

What would you like to do?



[Search Classes](#)

Looking for classes? In this section you can browse classes you find interesting.




[Prepare for Registration](#)

View registration status, update student term data, and complete pre-registration requirements.



[Register for Classes](#)

Search and register for your classes. You can also view and manage your schedule.



Step 2: Click Register for Classes



[Student](#) • [Registration](#) • [Select a Term](#)


Select a Term

Terms Open for Registration



Step 3: Select Fall 2020 from dropdown

Continue



Step 4: Click Continue



[Student](#) • [Registration](#) • [Select a Term](#) • [Register for Classes](#)

Register for Classes

Find Classes

Enter CRNs

Plans

Schedule and Options

Enter Course Reference Numbers (CRNs) to Register

Term: Fall 2020

CRN

22591


[+ Add Another CRN](#)

Add to Summary

Step 5: Enter CRN

Step 6: Click to Add to Summary

Enter Your Authorization Code ✕

Title	Subject	Course	CRN	Section	Hours	Authorization Code Message	Authorization Code
Authorization Code is Required: To register for a section, enter your authorization code.							
Financial Accounting	ACCT	G101	22591	001	4	This class has started. Add Code/Instructor Authorization required	<input type="text"/> 

***If you were on the waitlist, you must drop yourself from the waitlist prior to adding**

Step 7: Enter Add Code

Step 8: Click Confirm

Step 9: Click Submit on the next page to finalize changes

22906	ACCT G130...	Computerized Accou...	3	Registered	None
22591	ACCT G101	Financial Accounting	4	Registered	None

Total Hours | Registered: 15 | Billing: 15 | CEU: 0 | Min: 0 | Max: 19